


Demo Mode - V10

If you want to present the Snom phone, you can activate the "Demo Mode" from firmware version 10.

03/23/2018 📶 📶 📶 📶 14:04

 **Susan Born**
134785

Missed: 3 ✕

📖 Directory 📞 Call History 📞 Call Forward ℹ️ Info

Information 📶 📶 📶 15:11


Status Info >


System Info >


Demo Mode >


Help >


Settings 📶 📶 📶 15:11

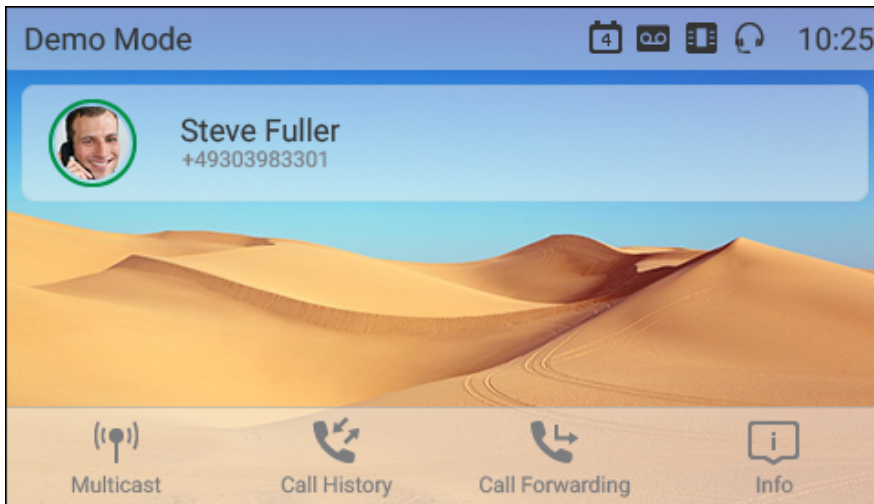
 **Call Features** >
Call Forwarding, Outgoing Calls, Incoming Calls, Anywhere

 **Identity** >
Select Outgoing Identity, Reregister Identity, Edit Identity, ...

 **Network** >
IP Settings, Webserver, VLAN, WLAN, Advanced

 **Maintenance** >
Security, Reboot, Reset Values

 **Information** >
Status Info, System Info, Demo Mode, Help



Related Links:

- [<certificates> tag](#) (Snom Service Hub)
- [<dialplan> tag](#) (Snom Service Hub)
- [<functionKeys> tag](#) (Snom Service Hub)
- [<gui-languages>, <web-languages>tag](#) (Snom Service Hub)
- [<phone-settings> tag](#) (Snom Service Hub)
- [<ReplacementPlan> tag](#) (Snom Service Hub)
- [<Setting-Files> tag](#) (Snom Service Hub)
- [<tbook>,<phone-book> tag](#) (Snom Service Hub)
- [<uploads> tag](#) (Snom Service Hub)
- [Action URLs](#) (Snom Service Hub)
- [Ad-Hoc Conference - V10](#) (Snom Service Hub)
- [assign-action](#) (Snom Service Hub)
- [Basic setting provisioning via DHCP](#) (Snom Service Hub)
- [BLF - Busy lamp field](#) (Snom Service Hub)
- [Call Features](#) (Snom Service Hub)